




Operating the fireplace

- **Switching on:** Press the **OFF** and  (large flame symbol on the remote control) simultaneously.
- **Operating:** Release the buttons when a short sound signal indicates that the ignition process has started.
Consecutively:
 - indicate continuous signals that the ignition process is in operation;
 - gives a short sound signal that the ignition process has been completed;
 - automatically switches the appliance to the highest position of the main burner; it will ignite in a few seconds.
- If the pilot light does not burn after 3 attempts at ignition, please warn the reception.
- You can adjust the flame height with the help of the heads:  (small flame = reducing the flame height to the stand-by position) and  (large flame = raising the flame height).
- **Switching off:** Press the **OFF** button to switch off the fireplace. This also exerts the pilot flame