

Charging point electric cars

Villa Magnolia has 4 charging points for electric cars. These charging points are universal and accessible with any European charging card.

No charging card?

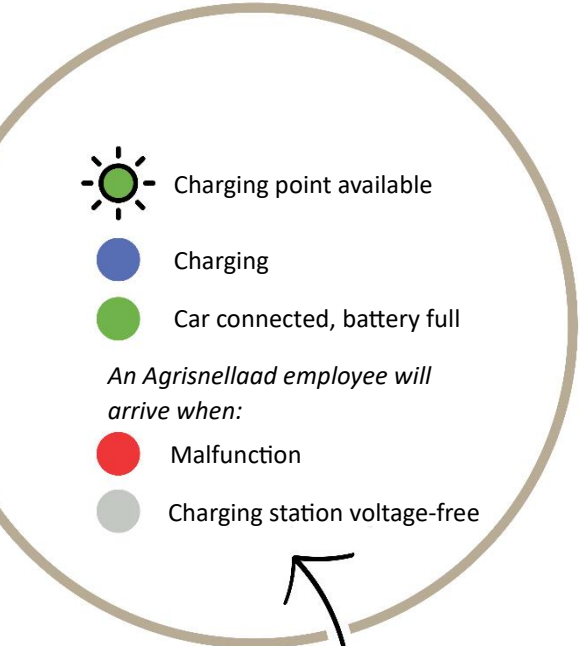





If you do not have a charging card, you can download the app from our supplier in the [App Store](#) or [The Google Play store](#): Agrisnellaad app. In the app, you can search for the number of the charging station and start charging by entering your debit or credit card.

The helpdesk can be reached by telephone 24/7 via 0031 (0)113-629006 to answer all questions about the use of the charging station.

Manual

You start the procedure by holding the charging pass in front of the scanner; you will hear a beep and the green light will start blinking. First of all, the plug will be locked into the Mennekes charging socket. The charging station will then communicate with the vehicle and the back office system, and then once all safety regulations and payment arrangements have been checked, the maximum amount of voltage permitted will be transmitted. The charging procedure will now start automatically, and the light will turn blue.

When the charging process is finished and you hold your charging card in front of the scanner again, you will hear two beeps and the green light will start blinking until the plug is unlocked. You may now remove the plug.

- 
-  Charging point available
 -  Charging
 -  Car connected, battery full
- An Agrisnellaad employee will arrive when:*
-  Malfunction
 -  Charging station voltage-free

